



District Report Card: 2017


State: Jammu And Kashmir	District: Leh (ladakh)
Class: 3	Subject: Mathematics
Schools: 13	Students: 81


Participation/Coverage


Students

<div>GENDER</div> <div></div>	Boys				Girls			
	Number		%		Number		%	
	37		45.68		44		54.32	

<div>AREA</div> <div></div>	Rural				Urban			
	Number		%		Number		%	
	55		67.90		26		32.10	

<div>CATEGORY</div> <div></div>	SC		ST		OBC		GEN	
	Number	%	Number	%	Number	%	Number	%
	0	0.00	66	81.48	0	0.00	15	18.52

<div>CWSN</div> <div></div>	LD	VI	HI	S&LD	ID	Oth
	0	2	0	0	0	1

<div>Management</div> <div></div>	Government			Government-aided		
	Number		%	Number		%
	81		100.00	0		0.00

Average Performance of Students in Mathematics (%)

Overall	Gender		Area		Management		Social Group			
	Male	Female	Rural	Urban	Govt.	Aided	SC	ST	OBC	GEN
59.75	61.80	58.03	57.09	65.38	59.75	0.00	0.00	59.80	0.00	59.56

Performance on Learning Outcomes (LOs)

Learning Outcomes	Description	Average Performance(%)
M301	Reads and writes numbers up to 999 using place value	64.63
M302	Compares numbers up to 999 based on their place values	72.84
M303	Solves simple daily life problems using addition and subtraction of three digit numbers with and without regrouping	44.83
M304	Constructs and uses the multiplication facts (up till 10) in daily life situations	61.73
M305	Analyses and applies an appropriate number operation in the situation/ context	61.73
M306	Explains the meaning of division facts by equal grouping/sharing and finds it by repeated subtraction	49.38
M309	Identifies and makes 2D-shapes by paper folding, paper cutting on the dot grid, using straight lines etc.	82.64
M311	Fills a given region leaving no gaps using a tile of a given shape	48.78
M312	Estimates and measures length and distance using standard units like centimeters or meters & identifies relationships	20.00
M317	Reads the time correctly to the hour using a clock/watch	76.54
M318	Extends patterns in simple shapes and numbers	49.07
M319	Records data using tally marks, represents pictorially and draws conclusions	79.01

Range of Performance of Students who Answered Correctly							
Below 30%		30% - 50%		50% - 75%		Above 75%	
Number	%	Number	%	Number	%	Number	%
10	12.35	18	22.22	33	40.74	20	24.69

Lowest Performing Learning Outcomes (LOs)

- 1 - Estimates and measures length and distance using standard units like centimeters or meters & identifies relationships (20.00)
- 2 - Solves simple daily life problems using addition and subtraction of three digit numbers with and without regrouping (44.83)
- 3 - Fills a given region leaving no gaps using a tile of a given shape (48.78)
- 4 - Extends patterns in simple shapes and numbers (49.07)
- 5 - Explains the meaning of division facts by equal grouping/sharing and finds it by repeated subtraction (49.38)